



Three-quarters of Metro Vancouver residents support replacing Massey Tunnel with a bridge

Two-thirds say the current plan should go forward, even if municipal governments object.

September 5, 2017 – Most Metro Vancouver residents support the provincial government’s plan to replace the George Massey Tunnel with a higher-capacity bridge over the Fraser River, according to a new public opinion poll and supported by ACEC-BC as well as BCRBA.

The survey finds that four-in-five Metro Vancouver residents have used the tunnel in the last year, and many of those who did experienced significant delays when doing so.

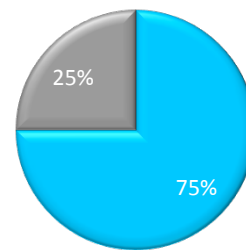
Against this backdrop, three-quarters (75%) say they support the bridge plan, and two-thirds (65%) say the province should implement the existing plan, even if a majority of municipal governments in the region are against it.

Key Findings:

- Three-in-four Metro Vancouverites support building a new, higher-capacity bridge to replace the Massey Tunnel. This includes three-in-ten (29%) who do so “strongly,” and 46 per cent who express moderate support
- Support for the bridge project – which began under the previous BC Liberal government – is strongest among those who voted for the Liberals in May’s provincial election (90% support it), but the plan also enjoys the support of nearly two-in-three B.C. New Democratic Party voters (64%)
- Most users of the Massey Tunnel have experienced at least “a few” delays using it in the last year. Only one-in-five tunnel users (22%) never or hardly ever experience delays

Strong support for bridge project

What are your views on replacing the Massey Tunnel with a bridge?



■ Support ■ Oppose

METHODOLOGY:

Angus Reid Global conducted an online survey from August 25 – 30, 2017 among a representative randomized sample of 610 adult Metro Vancouver residents who are members of the [Angus Reid Forum](#). For comparison purposes only, a probability sample of this size would carry a margin of error of +/- 4 percentage points, 19 times out of 20. Discrepancies in or between totals are due to rounding. The survey is supported by ACEC-BC and BCRBA. Detailed tables are found at the end of this release.

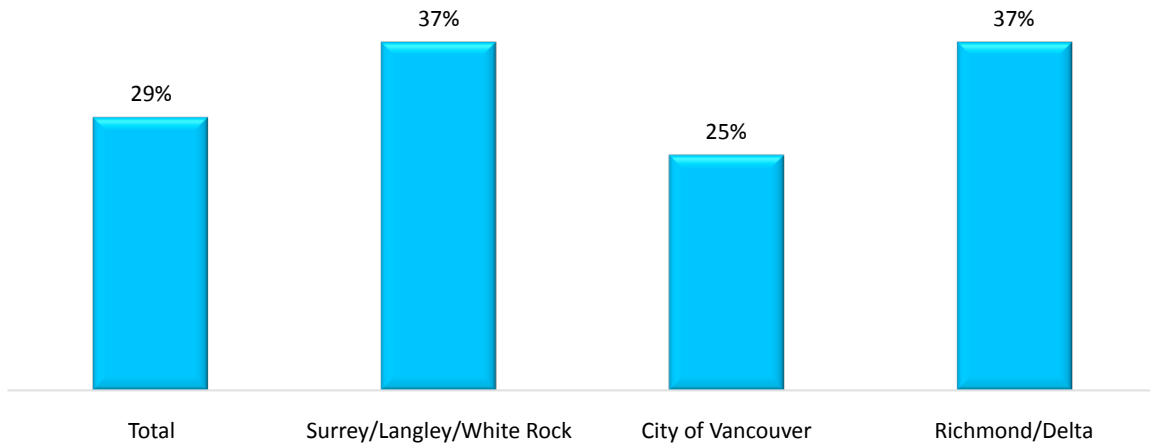


Mayors and councils across Metro Vancouver have offered different views on the necessity of a new bridge to replace the aging Massey Tunnel. While Delta Mayor Lois Jackson is strongly supportive of the provincial government’s plan for a 10-lane bridge to replace the four-lane tunnel, councillors across the Fraser River in Richmond have urged the new provincial NDP government to cancel the project.

Residents across the region are more inclined to take Jackson’s position, this survey suggests. Two-thirds of respondents in Richmond and Delta (65%) say they support the project, and support is even higher among residents of Surrey, Langley, and White Rock (73%) and the City of Vancouver (80%).

Notably, though overall support is lowest among residents of Richmond and Delta, the percentage of respondents who say they “strongly support” the bridge project is highest there, reaching 37 per cent.

Percentage who 'strongly support' replacing the Massey Tunnel with a bridge:

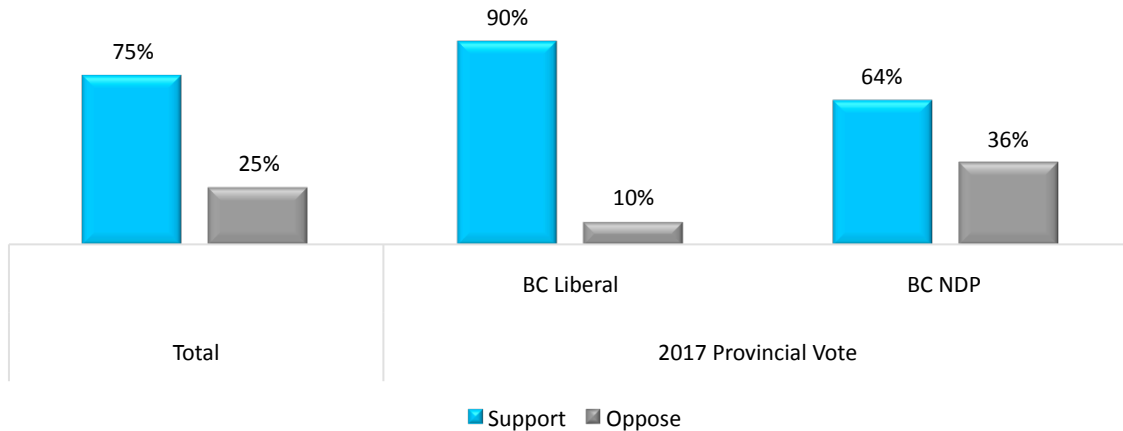


Views on replacing the tunnel with a bridge also vary by respondent age, with those under age 35 more likely to support the plan (81% of those ages 18 – 34 do), and those ages 55 and older less so (67% support it).

Those who voted for the BC Liberals – who developed the bridge plan while they were in power in Victoria – overwhelmingly support a bridge (90% do). Those who cast ballots for the NDP are less supportive of the project, but still favour it by a two-to-one margin (64% versus 36%).



As you may be aware, the provincial government has developed a plan that would see the four-lane Massey Tunnel replaced with a new, higher-capacity bridge over the Fraser River. What are your views on replacing the tunnel with a bridge?



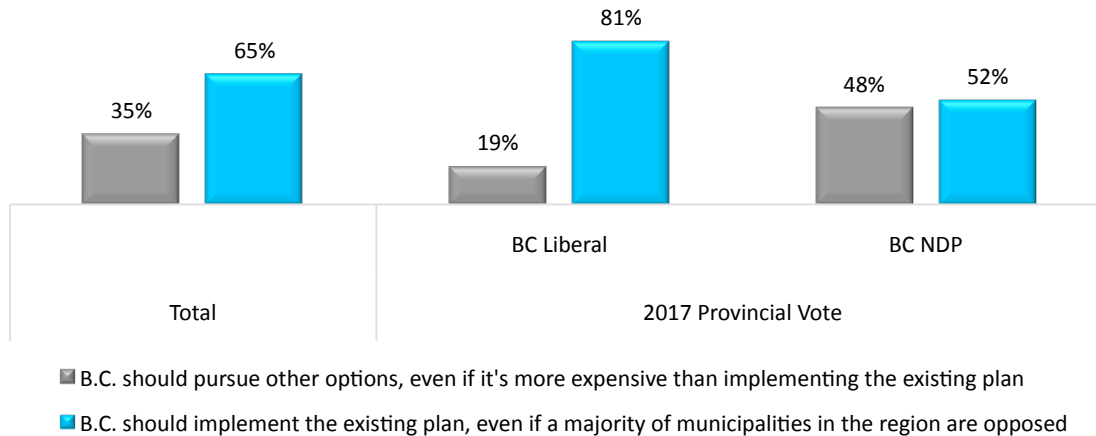
Preliminary work on the bridge is already underway, and the provincial government has spent roughly \$100 million on the estimated \$3.5-billion project so far. With this in mind, the survey asked respondents to choose between two opposing viewpoints:

- On one side, 65 per cent say “B.C. should implement the existing plan, even if a majority of municipalities in the region are opposed”
- The remaining 35 per cent choose the opposing statement: “B.C. should pursue other options, even if it’s more expensive than implementing the existing bridge plan”

On this question, political divides are more pronounced, with New Democrats split almost evenly and supporters of the BC Liberals staunchly on the “implement the existing plan” side:



Given what you know about the issue at this time, which of the following statements is closer to your own view?



Nearly everyone uses the tunnel, and their experiences with it are mixed

In the last year, some four-in-five Metro Vancouver residents (80%) have traveled through the George Massey Tunnel at least once. For some – especially those living in Richmond and Delta – it’s a part of their daily commute. For others, it’s an occasional route – taken primarily on the way to the Tsawwassen ferry terminal or the U.S. border.

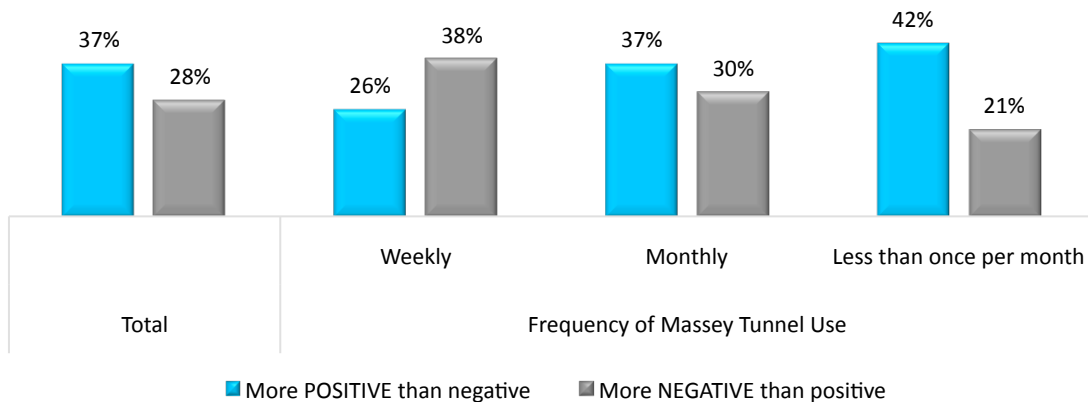
One-in-six (17%) report using the tunnel at least once per week in the last year; another almost three-in-ten (28%) used the tunnel at least monthly; and more than one-in-three (36%) used the tunnel less frequently than that.

Asked to rate their experiences, tunnel users are divided. Roughly one-third (35%) of those who traveled through the tunnel at least once in the last 12 months said their experiences using it were about equally positive and negative. A similar number (37%) say their experiences were more positive than negative, while 28 per cent say the negatives outweighed the positives.

Frequent users are considerably more likely than less frequent users to rate their interactions with the tunnel as a net negative:



All things considered, would you say your experiences using the Massey Tunnel in the last year or so have been mostly positive, mostly negative, or about an even mix of the two?



Most tunnel users have experienced delays

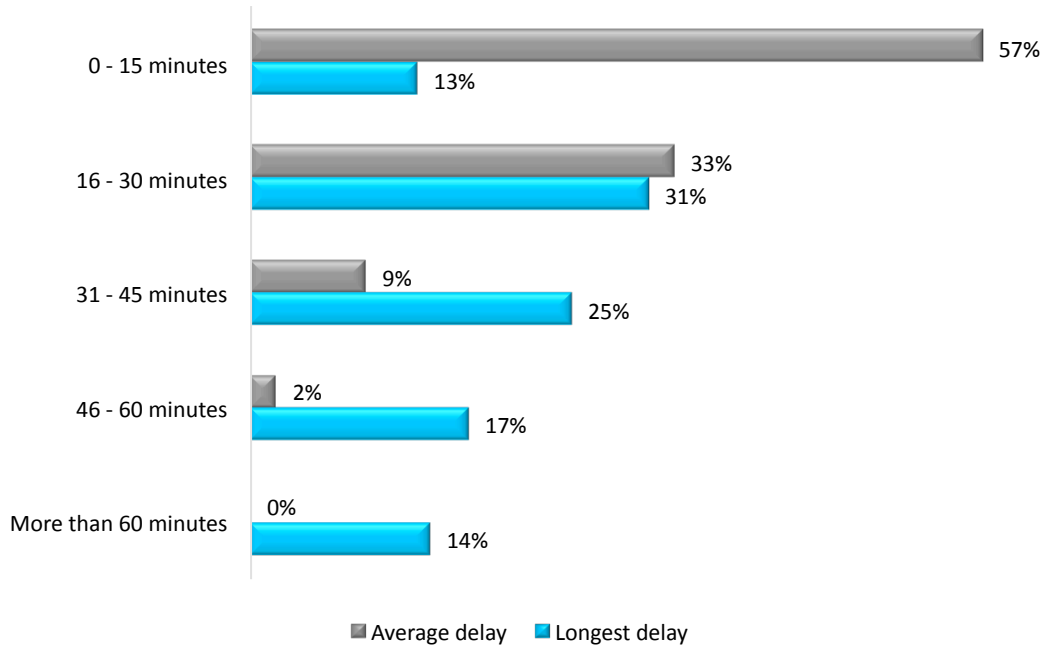
Delays are a primary driver of negative experiences with the Massey Tunnel. Most people who have used the tunnel in the last year report being delayed at the tunnel at least “a few times,” and just one-in-five (22%) say they never or hardly ever get delayed there.

Most of the time, these delays are relatively short. A full majority (57%) of respondents who have experienced delays at the tunnel in the past year say the average amount of time they’ve been stuck in traffic there is 15 minutes or less.

That said, the tunnel has also been known to cause horror stories. Asked to report the longest delay they’ve experienced at the Massey Tunnel, more than half (56%) can remember a time they waited half an hour or more to get through the tunnel. This includes 31 per cent who report waiting more than 45 minutes, and 14 per cent whose worst wait at the tunnel clocked in at more than an hour:



Time waited at the Massey Tunnel:



As you may be aware, the provincial government has developed a plan that would see the four-lane Massey Tunnel replaced with a new, higher-capacity bridge over the Fraser River. What are your views on replacing the tunnel with a bridge?

(unweighted sample sizes)	Total (610)	Region within Metro Vancouver					
		North Shore (44*)	Surrey/ Langley/ White Rock (183)	City of Vancouver (135)	Burnaby/ New Westminster (82*)	Richmond/ Delta (100)	Tri-cities + Maple Ridge/Pitt Meadows (66*)
Strongly support it	29%	27%	37%	25%	18%	37%	28%
Moderately support it	46%	57%	36%	55%	53%	28%	47%
Moderately oppose it	15%	8%	14%	11%	18%	18%	21%
Strongly oppose it	10%	7%	13%	9%	11%	18%	4%

*small sample size



All things considered, would you say your experiences using the Massey Tunnel in the last year or so have been mostly positive, mostly negative, or about an even mix of the two?

(weighted sample sizes)	Total (610)	Frequency of Massey Tunnel Use		
		Weekly (104)	Monthly (168)	Less than once a month (218)
Much more POSITIVE than negative	14%	12%	13%	16%
A little more POSITIVE than negative	23%	14%	24%	26%
About equally positive and negative	35%	36%	33%	37%
A little more NEGATIVE than positive	16%	18%	17%	13%
Much more NEGATIVE than positive	12%	20%	13%	8%

As you may be aware, the provincial government has developed a plan that would see the four-lane Massey Tunnel replaced with a new, higher-capacity bridge over the Fraser River. What are your views on replacing the tunnel with a bridge?

(weighted sample sizes)	Total (610)	2017 Provincial Vote	
		BC Liberals (175)	BC NDP (219)
Strongly support it	29%	46%	22%
Moderately support it	46%	44%	42%
Moderately oppose it	15%	7%	19%
Strongly oppose it	10%	3%	18%



Given what you know about the issue at this time, which of the following statements is closer to your own view?			
(weighted sample sizes)	Total (610)	2017 Provincial Vote	
		BC Liberals (175)	BC NDP (219)
B.C. should pursue other options, even if it's more expensive than implementing the existing bridge plan	35%	19%	48%
B.C. should implement the existing plan, even if a majority of municipalities in the region are opposed	65%	81%	52%

CONTACT

BC Road Builders and Heavy Construction Association

Kelly Scott

kelly@roadbuilders.bc.ca

cell 778-837-2239

office 604-436-0220